Conic Sections Match-Up

Digital

TASK CARDS!

NO PREP!

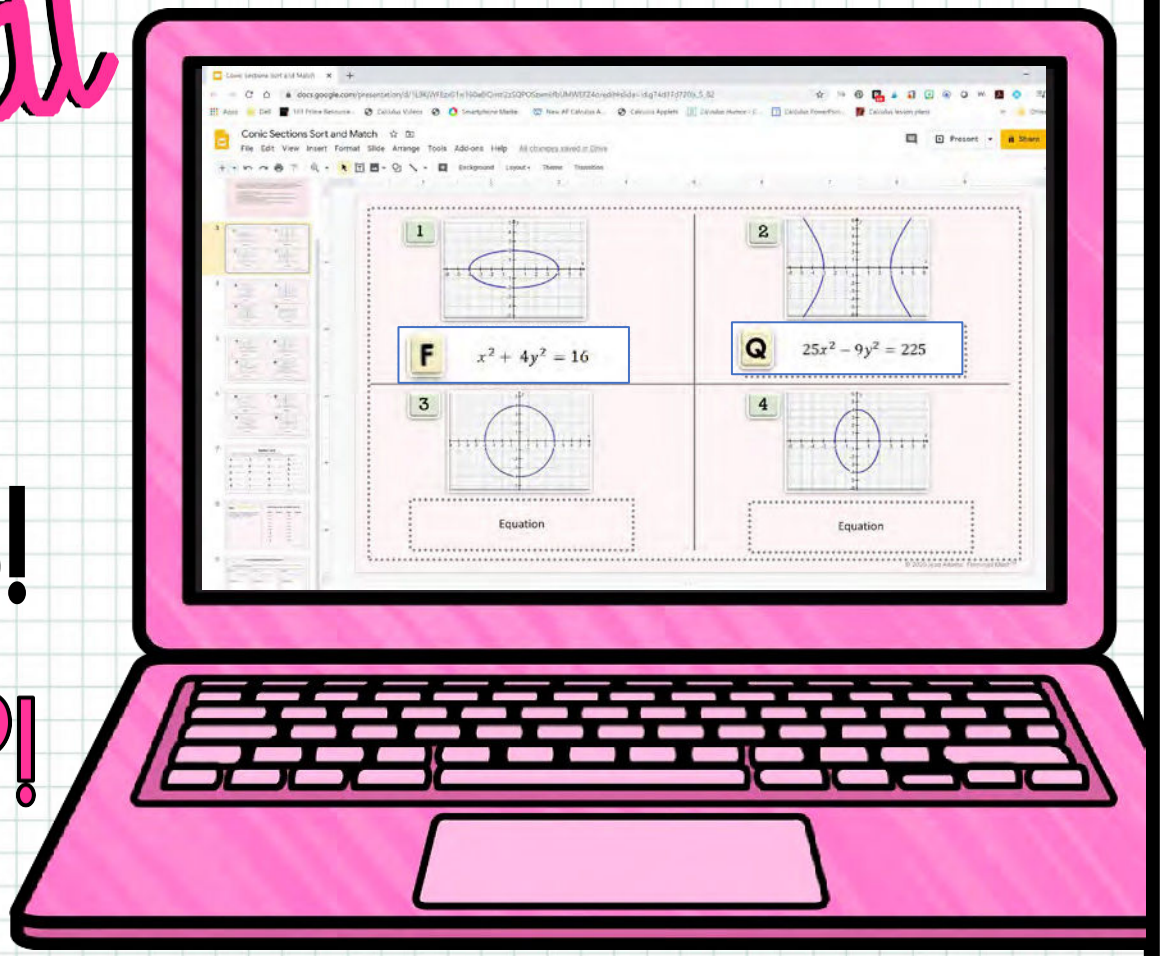

Google Slides

Conic Sections Digital Sort and Match Activity with Google Slides™

Your Algebra 2 and PreCalculus students will have 16 graph cards and equation cards for this match-up activity related to your unit on Conic Sections which can be used as a class assignment, a distance learning activity or as a review assignment.

CONIC SECTIONS DIGITAL SORT & MATCH TASK CARDS

In this activity, your Precalculus students can practice the vocabulary of conic sections while investigating similarities and differences in the properties of parabolas, ellipses, circles and hyperbolas.

OBJECTIVE:
The objective is to match the 16 conic section graph cards to its corresponding equation card from a set of equations. This will make the activity a little more challenging with extra distractor cards. There is also an **open sort extension question** to sort the graphs into sets that share a common characteristic that students can explain in writing.

GOAL:
Students reinforce their use and understanding of mathematics vocabulary of terms, properties, and characteristics. Students can work independently, in pairs, or in small groups to sort objects into categories that have a common characteristic.

The activity can be used in a variety of ways to aid learners in the understanding of key elements related to conics. This is the Google Slides™ Digital version of my Conic Sections Sort and Match Activity.

NOTE: You and your students must have a free Google account in order to access and interact with the activity. It is not necessary to use Google Classroom to use this resource.

This GOOGLE SLIDES™ activity is NOT EDITABLE in order to protect the copyright for clipart used in the resource.

1

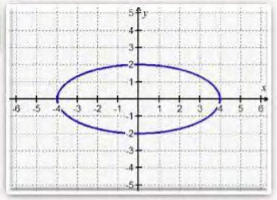

Equation

2

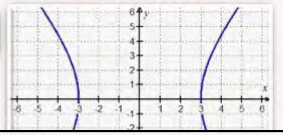

3

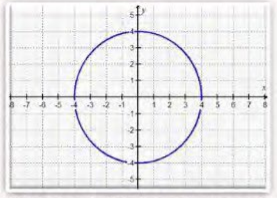

Equation

5

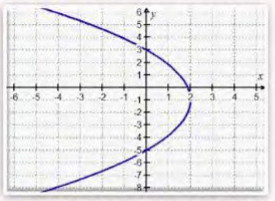

Equation

6

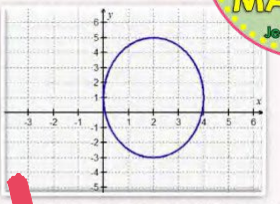

Equation

7

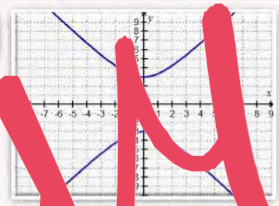

8

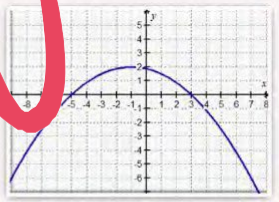

Equation

9

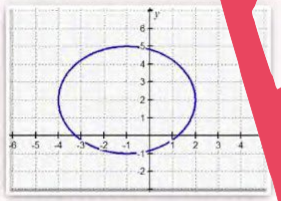

Equation

10

11

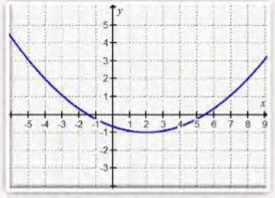

Equation

12

13

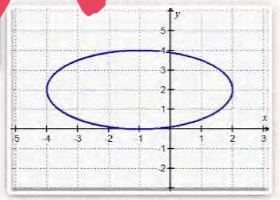

Equation

14

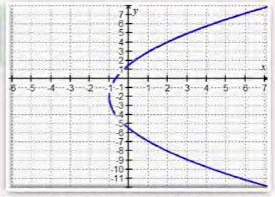

Equation

15

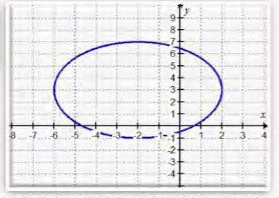

Equation

16

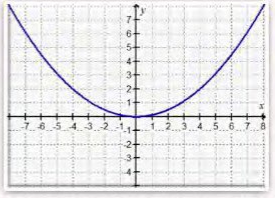

Equation

© 2020 Jean Adams, Flamingo Math™

Preview

© Jean Adams Flamingo Math, LLC https://www.flamingomath.com/shop/

Student Directio

This activity includes 16 graph cards with an equ
particular characteristic card. Your task is to finc
for the function, and the unique description car

1. The graphs are on slides 3 – 6.
2. Find an equation on slide #7 and copy into th
   your graph choice.
3. When you are finished, you should follow your
   submitting the completed activity.
6. There is a table on Slide #8 that you might ne
   answer key to share with your teacher.

Name: Text

Create your answer key on the table shown at right. Then, email or share this slide with your teacher.

Conic Sections Sort and Match

Graph	Equation	Graph	Eq
G1		G9	
G2		G10	
G3		G11	
G4		G12	
G5		G13	
G6		G14	
G7		G15	
G8		G16	

© 2020 Jean Adams, Flamingo Math™

Equation Cards

Match each equation on a slide with the appropriate graph card.
Copy the card and paste it in the text box to match all function their correct graph.

A	$(y+1)^2 = -8(x-2)$	F	$x^2 + 4y^2 = 16$	K	$x^2 + y^2$	P	$(x+1)^2 + (y-2)^2 = 9$
B	$\frac{(x+1)^2}{9} + \frac{(y-2)^2}{4} = 1$	G	$\frac{(y-2)^2}{} - \frac{(y-1)^2}{16} = 1$	L	$\frac{(x-1)^2}{4} - \frac{(y-1)^2}{16} = 1$	Q	$25x^2 - 9y^2 = 225$
C	$9x^2 - 25y^2 = 225$	H	$\frac{(y-}{16} - \frac{(x-2)^2}{4} = 1$	M	$(x+1)^2 = -8(y-2)$	R	$\frac{(x-2)^2}{4} + \frac{(y-1)^2}{16} = 1$
D	$x^2 - 4x - 12y - 8 = 0$	I	$4y^2 - 9x^2 = 36$	N	$x^2 + y^2 = 16$	S	$(x+1)^2 = -8(y-2)$
E	$x^2 = 8y$	J	$y^2 + 12x - 4y = 8$	O	$(x+2)^2 + (y-3)^2 = 16$	T	$y^2 - 12x + 4y = 8$
						U	$\frac{(x+1)^2}{16} - \frac{(y-2)^2}{4} = 1$

© 2020 Jean Adams, Flamingo Math™

uations and Their Characteristics

east three equations that have similar characteristics. Name or describe the

My Group of Graphs	My Group of Graphs
eristics:	Characteristics:
My Characteristics	My Characteristics

© 2020 Jean Adams, Flamingo Math™

Preview

© Jean Adams Flamingo Math, LLC https://www.flamingomath.com/shop/